




# Basic Humidifier Design (1)



# Basic Humidifier Design (2)

Swagelok fittings drilled for 1/8-inch OD tubes, press fit and glued in place




Swagelok fittings drilled through to accommodate 1/4-inch OD tubes


# Basic Humidifier Design (3)

0.21-inch ID Accurel tubing

Slide ¼-inch stainless tubing into each end of Accurel tubing (tight fit).



# Basic Humidifier Design (4)



Slide Accurel tubing with end tubes through larger aluminum tube.

Assemble humidifier end fitting and cap

# Basic Humidifier Design (5)

Completely assembled humidifier.

